



Stratis Wallet Instructions

Downloading

You can download the Stratis wallet www.stratisplatform.com:

Wallets: <https://github.com/stratisproject/stratisX/releases/tag/v2.0.0>

Installing

- Open the downloaded zip file
- When you first install the wallet you will be prompted by the Windows firewall to give the program permission. Simply hit *Allow access*
- Your wallet will now begin to synchronise with the network
- When your wallet has completed synchronising with the network you will see the following symbol:



Encrypting your wallet

- Go to Settings
- Click on Encrypt wallet
- Put in a strong passphrase that you can remember

Making a back-up

- Go to file
- Click on Backup Wallet
- Save the file with the extension .dat

Restoring a back-up (Windows)

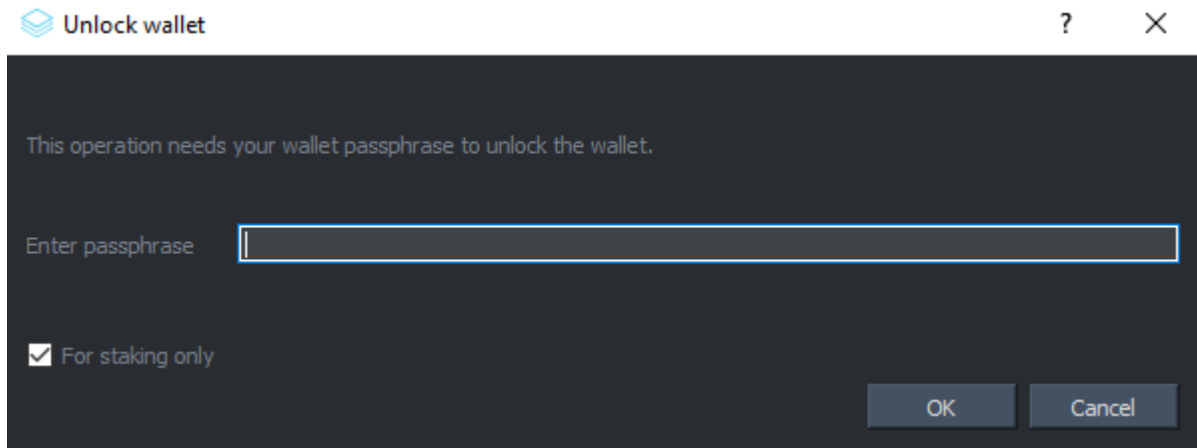
- Close your wallet
- Search for the folder: %APPDATA%
- Remove the wallet.dat file in the folder
- Put your back up .dat file in the folder and name it wallet.dat
- Open your wallet
- NEVER DELETE THE WALLET.DAT FILE

Restoring a back-up (Mac)

- Close your wallet
- Search for the folder: ~/Library/Application Support/stratis/
- Remove the wallet.dat file in the folder
- Put your back up .dat file in the folder and name it wallet.dat
- Open your wallet
- NEVER DELETE THE WALLET.DAT FILE

Staking

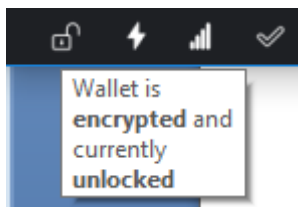
- Open your wallet
- Go to Settings
- Click on Unlock wallet



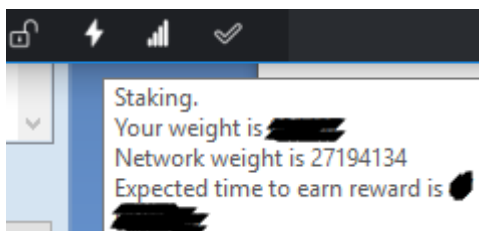
- Fill in your passphrase
- Click the box "For staking only" and press OK

To check if your wallet is staking correctly:

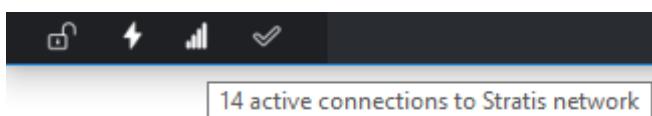
- First check if your wallet is encrypted and currently unlocked by moving your mouse on to the lock symbol, it should look like this:



- Second check if your wallet is staking by moving your mouse on to the lightning bolt:



- And last check your active connections, by moving your mouse on to the third symbol



When you have one active connection to the Stratis network, you can add more connections through the following steps:

- Close your wallet
- Search for the folder: %APPDATA%
- Open note pad and add the following text (see attachment 1 Node list)
- Save the file as stratis.conf (make sure the file is not saved as a .txt file) you should see an "all file" option when saving the conf file
- Drag the stratis.conf file into your Stratis folder
- Open your wallet and check your connections

Attachment 1 Node list

```
addnode=101.100.131.181
addnode=103.24.76.21
addnode=103.39.15.14
addnode=105.228.19.179
addnode=122.61.39.94
addnode=130.43.36.121
addnode=14.202.183.229
addnode=145.130.7.43
addnode=149.210.135.181
addnode=151.80.42.180
addnode=153.229.142.146
addnode=154.20.228.64
addnode=158.69.160.180
addnode=162.243.166.86
addnode=169.0.4.164
addnode=172.115.243.110
addnode=173.48.167.209
addnode=180.115.37.89
addnode=183.89.29.2
addnode=196.217.85.175
addnode=2.121.13.101
addnode=2.86.73.134
addnode=200.148.41.102
addnode=210.186.21.236
addnode=213.209.65.223
addnode=216.49.57.142
addnode=217.42.11.63
addnode=217.73.141.36
addnode=222.118.200.187
addnode=223.134.231.160
addnode=24.113.171.110
addnode=31.16.249.233
addnode=37.17.180.134
addnode=40.76.60.170
addnode=41.230.123.2
addnode=45.25.170.134
addnode=5.53.163.17
addnode=50.35.92.164
addnode=59.102.56.124
addnode=62.183.124.111
```

addnode=63.227.209.174
addnode=64.27.48.120
addnode=66.8.140.163
addnode=67.160.195.220
addnode=67.68.233.98
addnode=70.180.184.23
addnode=71.182.201.234
addnode=72.190.22.249
addnode=73.140.91.132
addnode=73.16.197.241
addnode=73.219.107.9
addnode=73.237.227.89
addnode=73.30.72.115
addnode=74.208.45.165
addnode=75.97.156.14
addnode=76.67.138.178
addnode=77.248.118.95
addnode=77.248.189.195
addnode=77.249.240.81
addnode=78.217.226.88
addnode=78.88.86.30
addnode=79.133.238.86
addnode=79.71.63.236
addnode=81.151.0.216
addnode=81.151.99.166
addnode=81.161.137.189
addnode=82.222.93.65
addnode=82.35.181.165
addnode=83.163.54.6
addnode=83.24.136.62
addnode=84.192.155.226
addnode=84.241.202.223
addnode=86.101.82.2
addnode=86.149.91.138
addnode=86.154.98.231
addnode=86.21.73.17
addnode=86.3.187.126
addnode=86.85.198.171
addnode=87.244.179.117
addnode=87.244.181.24
addnode=89.99.204.120
addnode=90.191.146.48
addnode=92.110.52.208
addnode=93.72.173.122
addnode=94.188.35.105
addnode=94.194.222.240
addnode=94.216.148.138
addnode=94.226.188.177
addnode=95.33.121.8
addnode=98.229.139.101
addnode=99.6.217.24105.12